

Vaccination Followup

Team One

MEMBERS

- Oskar Sonninen
- Zahir ul Din Babur
- Bhupesh Mudari
- Chandra Shekar

INTRODUCTION

- Idea is to create an application to help health officers by getting them up to date about the vaccination status of kids in a particular area.
- Kids are not vaccinated because of
 - Lack of parent interest
 - Unawareness
 - Kids sickness
 - Kid absence at the moment of officer visit

IDEA

- Idea is to create an application to help health officers by getting them up to date about the vaccination status of kids in a particular area.
- At the same time it will also help vaccination officers to get latest and coherent information regarding kids who are yet to be vaccinated.

APPLICATION FEATURES

- Web application for health care office
- Mobile application for vaccination officer
- Updating new family information in any area through mobile application.
- List of kids in area
- Kids vaccination status
- New born entry through mobile application
- Kids search with the help of Bing maps

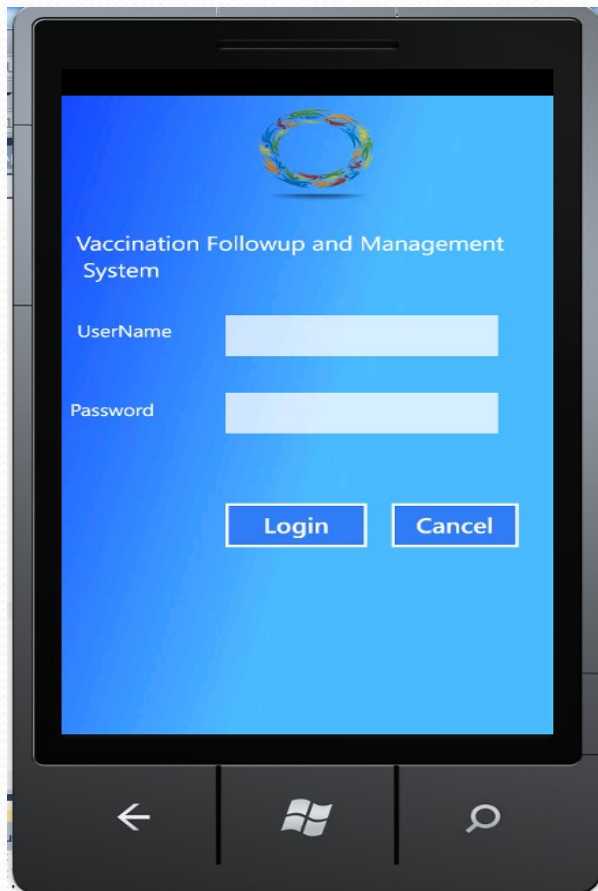
TARGET USERS

- Health Office
- Vaccination officer
- NGO's.
- Municipal Officer

IMPLEMENTATION

- Silverlight Windows Phone 7.1
- ASP.NET
- MySQL
- Silverlight Toolkit for Windows Phone 7

SCREENSHOT



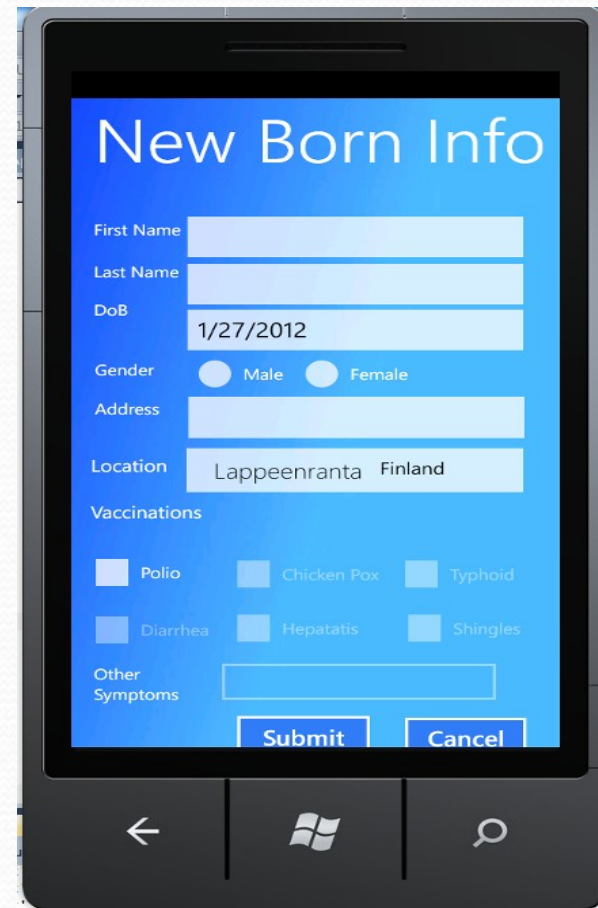
A screenshot of a tablet displaying the login screen for the 'Vaccination Followup and Management System'. The screen has a blue background with a circular logo at the top. Below the logo, the title 'Vaccination Followup and Management System' is displayed. There are two input fields: 'UserName' and 'Password'. At the bottom, there are two buttons: 'Login' and 'Cancel'. The tablet has a black bezel and a Windows logo on the bottom bar.

Vaccination Followup and Management System

UserName

Password

Login Cancel



A screenshot of a tablet displaying the 'New Born Info' form. The screen has a blue background. The title 'New Born Info' is at the top. Below the title, there are several input fields: 'First Name', 'Last Name', 'DoB' (with the value '1/27/2012'), 'Gender' (with radio buttons for 'Male' and 'Female'), 'Address', and 'Location' (with the value 'Lappeenranta Finland'). Below these fields, there is a section for 'Vaccinations' with checkboxes for 'Polio', 'Chicken Pox', 'Typhoid', 'Diarrhea', 'Hepatitis', and 'Shingles'. At the bottom, there is an 'Other Symptoms' input field and two buttons: 'Submit' and 'Cancel'. The tablet has a black bezel and a Windows logo on the bottom bar.

New Born Info

First Name

Last Name

DoB

Gender ☐ Male ☐ Female

Address

Location

Vaccinations

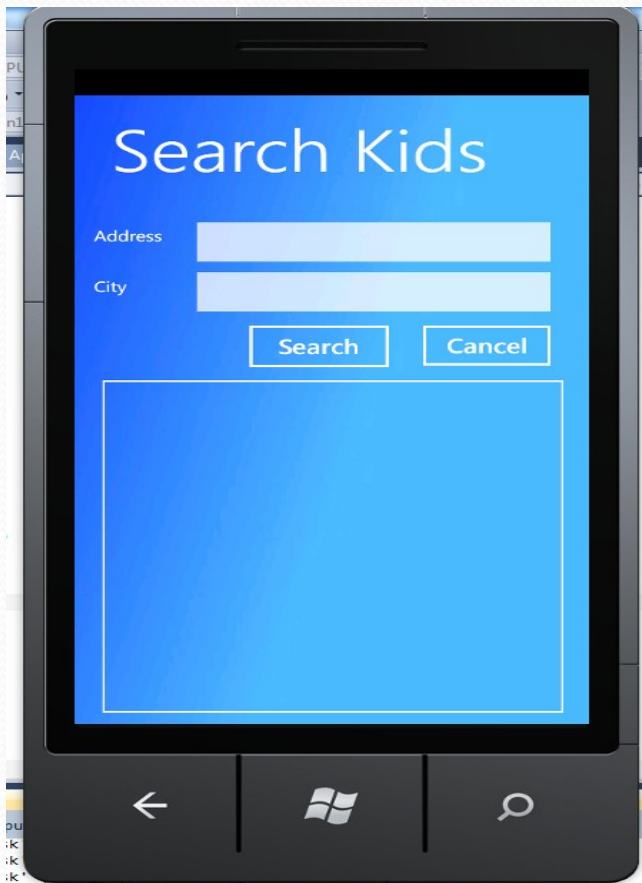
☐ Polio ☐ Chicken Pox ☐ Typhoid

☐ Diarrhea ☐ Hepatitis ☐ Shingles

Other Symptoms

Submit Cancel

SCREENSHOT



VACCINATION FOLLOWUP AND MANAGEMENT SYSTEM

Home About

LOG IN

Please enter your username and password. [Register](#) if you don't have an account.

Account Information

Username:

Password:

☐ Keep me logged in

Log In

SCREENSHOT

VACCINATION FOLLOWUP AND MANAGEMENT SYSTEM

[Home](#)[About](#)

SEARCH

Search Kids with the help of following Search criteria

Location

| Family ID | Kid Name | Age | Vaccination |
|-----------|-----------------------|----------|-------------|
| Family 01 | Kid 1 | 1 Month | Yes |
| Family 02 | Kid 2 | 2 Months | Yes |
| Family 14 | Kid 3 | 3 Months | No |

SCREENSHOT

VACCINATION FOLLOWUP AND MANAGEMENT SYSTEM

[Home](#)[About](#)

SEARCH RESULT FOR KID 1

| | |
|-------------------------|-----------|
| Family ID | Family 01 |
| Kid Name | Kid 1 |
| Age | 1 Month |
| Polio Vaccination | Yes |
| Hypatitus Vaccination | Yes |
| Chicken Pox Vaccination | Yes |
| Typhoid Vaccination | No |
| Diarreha Vaccination | Yes |



- THANK YOU!